

VARICOCELE EMBOLIZATION

Non-Surgical Treatment for Varicoceles



WHAT ARE VARICOCELES?

Dilated veins of the testicle and scrotum are called varicoceles. They are similar to varicose veins in the legs.

- Common condition, affecting about 10% of males.
- Usually occurs during puberty.
- Most often occurs in left testicle.
- Can be associated with infertility.

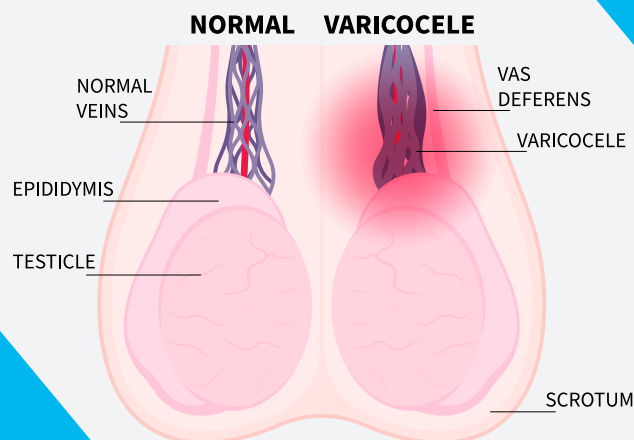
Why should varicoceles be treated?

One or more varicoceles can become painful and disrupt the testicle development.

The result can be low sperm production or other problems that lead to infertility.

ADVANTAGES OF EMBOLIZATION

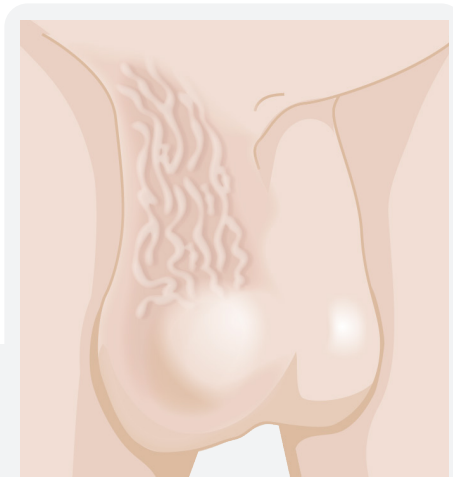
- 1 General anesthesia is not needed, only “twilight sleep.”
- 2 Procedure is associated with minimal discomfort.
- 3 Overnight stay is rarely necessary.
- 4 You can resume most normal activities the next day (longer for strenuous activity).
- 5 There are no reported long-term side effects.



TALK TO YOUR UROLOGIST TO SEE IF TREATMENT IS RIGHT FOR YOU.

WHAT CAUSES VARICOCELES?

Varicoceles form when blood backs up in the veins that drain the testicles due to incompetent valves. When this happens, the blood pools within the veins causing them to swell and twist. Varicoceles are sometimes described as looking like a bag of worms.



SYMPTOMS OF VARICOCELES

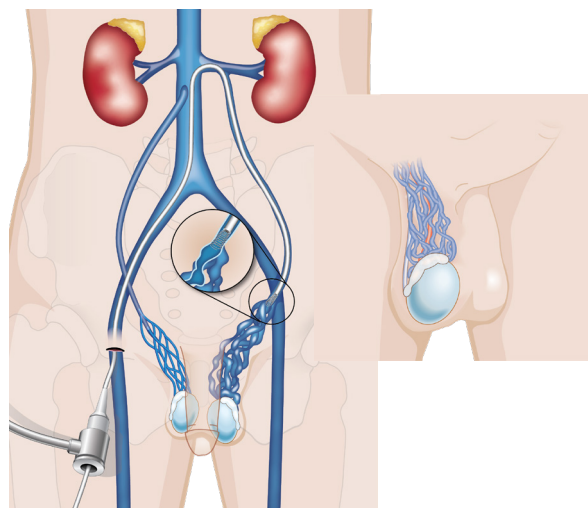
- Pain or dull ache in the scrotal area, ranging from mild to moderate.
- Pain worsens when sitting, standing, or doing physical exercise for long periods.
- Pain is relieved by lying down.

Sometimes there are no symptoms and varicoceles are found during an examination of your testicles.

HOW VARICOCELES ARE TREATED

Embolization of the defective vein is a fast and effective treatment for varicoceles. Doing so seals off the affected vein and redirects blood flow into healthy veins.

1. A small puncture is made in the groin and a catheter tube is inserted.
2. The doctor guides the tube to the affected area.
3. Contrast may be injected to locate the defective vein.
4. A small coil or a liquid is injected into the defective vein. This closes off the vein and diverts blood flow to healthy veins.
5. The catheter tube is removed, and a bandage is placed over the puncture.



VARICOCELE TREATMENT IS OFFERED AT OUR IR CENTER.



MidLanticUrology.com

MLU IR Center

945 Chesterbrook Blvd., Suite 101
Chesterbrook, PA 19087

(610) 229-4480



TALK TO YOUR UROLOGIST TO SEE IF TREATMENT IS RIGHT FOR YOU.